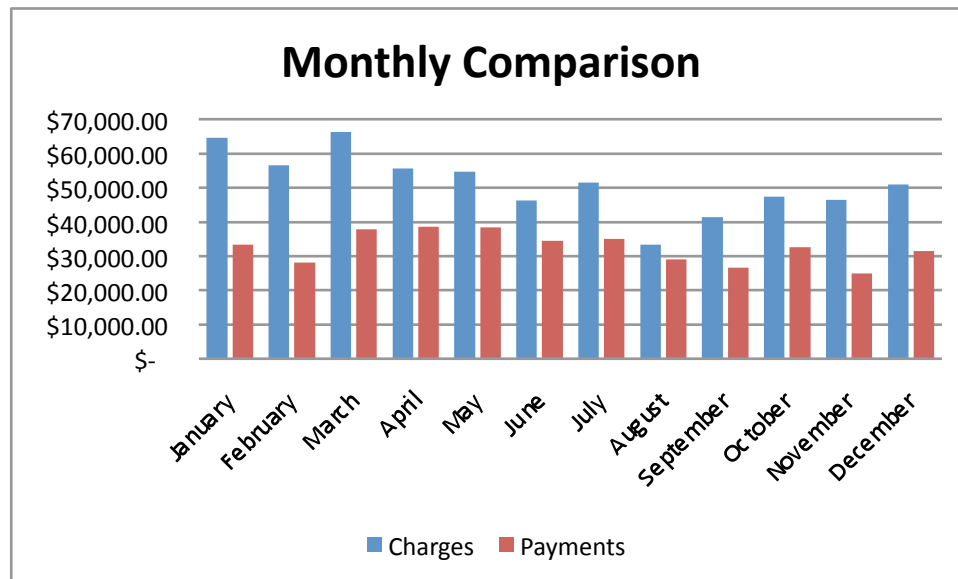


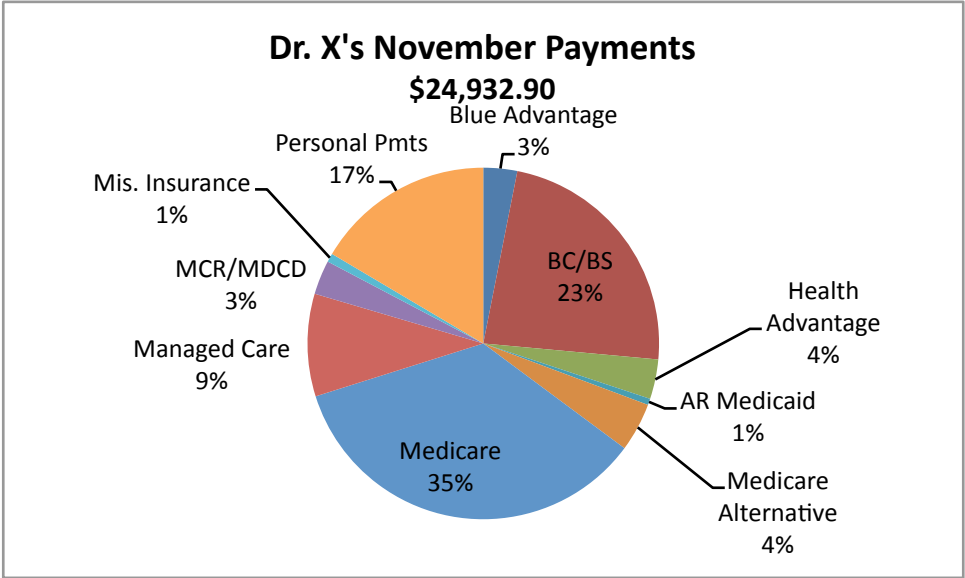
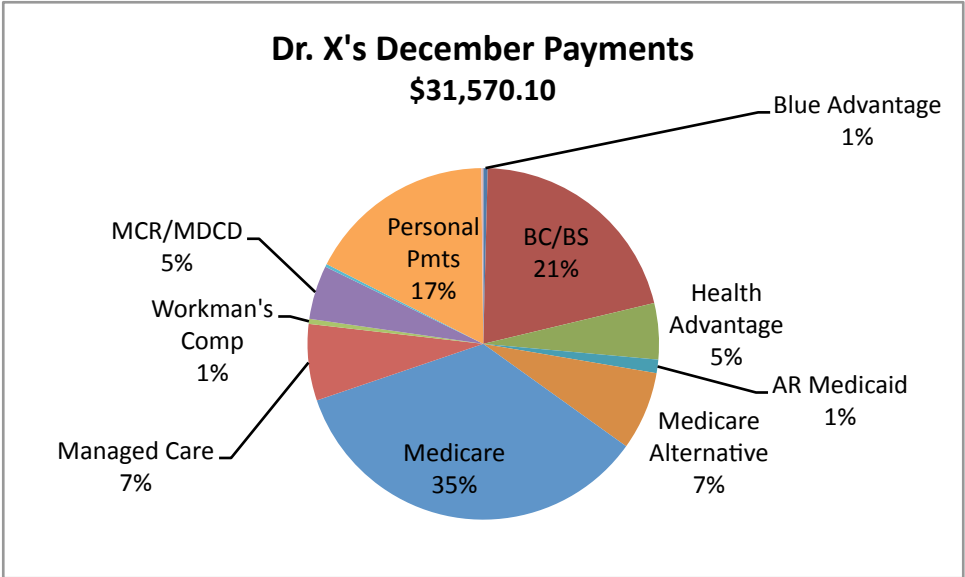
PHYSICIANS MEDICAL BILLING, INC.

P.O. Box 295
 Lockesburg, AR 71846
 Phone: (870) 289-5865
 Fax: (870) 289-6993

Dr. X's Reports for 2013

Month	Charges	Cumulative Charges	Payments	Cumulative Payments
January	\$ 64,638.01	\$ 64,638.01	\$ 33,364.15	\$ 33,364.15
February	\$ 56,609.01	\$ 121,247.02	\$ 28,167.40	\$ 61,531.55
March	\$ 66,390.01	\$ 187,637.03	\$ 37,953.70	\$ 99,485.25
April	\$ 55,680.01	\$ 243,317.04	\$ 38,696.74	\$ 138,181.99
May	\$ 54,690.00	\$ 298,007.04	\$ 38,456.82	\$ 176,638.81
June	\$ 46,225.09	\$ 344,232.13	\$ 34,563.53	\$ 211,202.34
July	\$ 51,605.01	\$ 395,837.14	\$ 35,101.44	\$ 246,303.78
August	\$ 33,345.02	\$ 429,182.16	\$ 29,067.15	\$ 275,370.93
September	\$ 41,420.00	\$ 470,602.16	\$ 26,684.44	\$ 302,055.37
October	\$ 47,345.01	\$ 517,947.17	\$ 32,578.02	\$ 334,633.39
November	\$ 46,473.16	\$ 564,420.33	\$ 24,932.90	\$ 359,566.29
December	\$ 50,913.05	\$ 615,333.38	\$ 31,570.10	\$ 391,136.39





These pie graphs reflect the total payments received, before refunds are deducted. These graphs do not include the financial classes with zero percentages.

